



Integral Protection Visor

Affected by the magnitude of the situation as well as the distress of the nursing staff and people in contact with the public, we sought to develop a protection solution

simple, efficient, ergonomic and industrializable: this is how the Integral Protection Visor was born,
baptized "VIP" because each individual is an important person to protect.

VIP is

Convenient

it fully adjusts to the morphology of each in a few seconds thanks to its two foldable and solid tabs

Comfortable

almost ten times lighter than a conventional visor, you can wear it for a long time without effort or strenuousness

Effective

ultra transparent, it limits thanks to its anti-fog treatment the formation of condensation near the face

Economic

mono component, it is made in one piece
plastic cut in one piece

Ecological

it is made of 100% recyclable PET
and containing recycled material


"These visors are made of recyclable PET, please throw them in the sorting bin provided for this purpose or in the contaminant bin for the medical community."



For any information : commande@guillin-emballages.fr

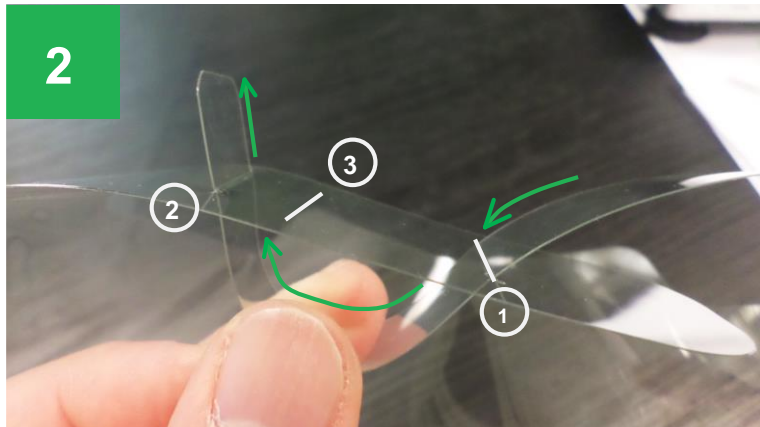
VIP user manual

1




Fold the top of the visor to stiffen it.

2




Engage the top head links and the rear links in the widest position, the straps must pass from the outside to the inside in the slot 1, then from the inside to the outside in the slot 2.

6



Insert the end of the straps into the slots 3, top of head and back, in order to guarantee the correct adjustment of the straps.

3 4 5



3. Position the visor on your head.

4. Adjust the height of the visor by adjusting the top of the head links and fold the strap backwards to keep the adjustment (make a well-marked fold).

5. Adjust the tightening of the visor by adjusting the rear links and fold the strap backwards to keep the adjustment (make a well-marked fold).